

# Baby Picture for Yearbook

# eShare

eShare is a simple way for students, parents and community members to upload JPG images to a website for the school to download for future yearbook use.

## Parent and Community

### Logon

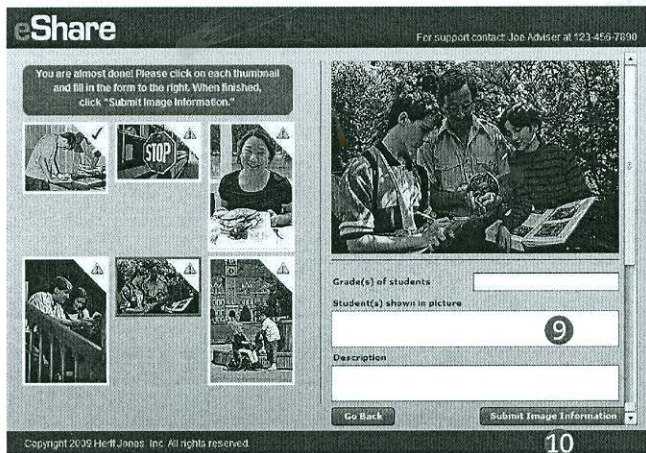
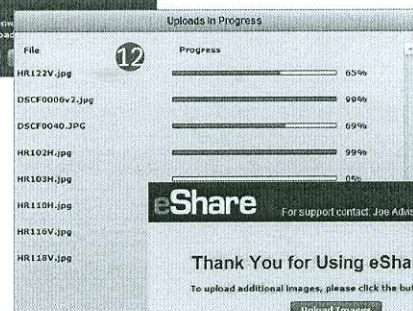
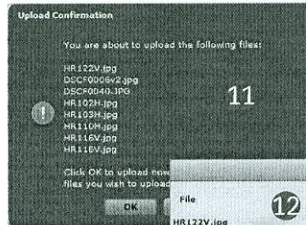
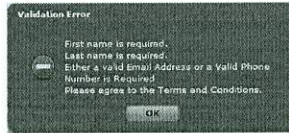
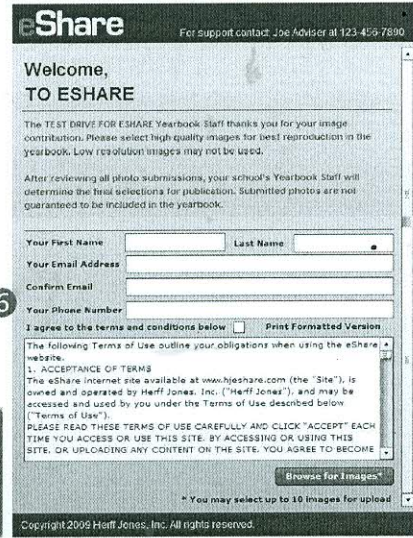

1. In your browser address line, type:  
http://www.hjeshare.com/
2. Click the Enter key.
3. The HJ eShare login window will appear.
- 4 Type in the School Code. → sttherese
- 5 Click the Login button.

### Upload

- 6 The subscriber must fill in all requested information, read and accept the terms and conditions with each 10 images uploaded.
7. Navigate to and select up to 10 image files.
- 8 Click the Open button.
- 9 Enter: grade of students, students shown in picture and description.
- 10 Click the Submit Image Information button.
- 11 Confirm the upload files and click the OK button.
- 12 The upload progress will be monitored.
- 13 Click the Upload Images button or exit the browser.

Any missing information will result in a validation error.

\* Deadline: Halloween



Rotate and save images prior to uploading. Also, avoid uploading unusable and poor quality images.

